



XF Series Diesel / LPG Pneumatic Tire Trucks

with capacities of 11,000 to 15,500lbs

The World of Hangcha



Simple/ Solid/ Smart




Comfortable Operation

In developing the XF series, comfort and easy operation is always considered, for example, improved vibrating levels, compound engine damper and full floating seat and cabin are applied. Comfortable also contribute to increased productivity.



The extra foot space is provided to reduce operator fatigue significantly. The new wide-open, non-slip step makes getting in and out easy and safe.

The optional Electro-hydraulic proportional control system contributes more sensitive and precise load handling. The easy-to-operate levers provide total load handling operation. An armrest is provided to reduce fatigue.



In addition to the soft landing system, the soft lifting system is adopted (front lifting cylinders of triplex mast and full free duplex mast), as a result, the noise and shock of the mast significantly decreases.




The new design mast provides broad forward visibility due to the distance between inside mast is increase 60mm.



HANGCHA be with you at every stage

Efficient, reliable solutions for your demands



DEUTZ

TIER 4F

With Hangcha you can meet all Tier 4f emissions standards which provides customer demands for value, innovation and performance. The technologies include common rail fuel systems, diesel oxidation catalysts (DOC) and diesel particulate filters (DPF). Designed and optimised to every engine model, our forklift truck maximises efficiency and reliability.



Interactive instrument: The instrument adopts 4.0-inch color LCD display with four interactive buttons, and has one CAN bus communication function. The communication protocol is compatible with CANopen and SAE J1939 standards.

Comfortable Operation

1. The new, relocated easy-to-see LCD meter lets the operator check on all aspects of operational status at a glance.
2. The new automobile-style light/turn-signal lever and forward-reverse lever are ergonomically designed and arranged to improve comfort and productivity.
3. Only 90N parking brake force is required.
4. The small diameter steering wheel with tilt adjustment provides the ideal operating position. The superior responsiveness of the steering wheel optimizes maneuverability even in narrow spaces.
5. The automobile-style suspended pedals provide more ergonomic operation.

Productivity

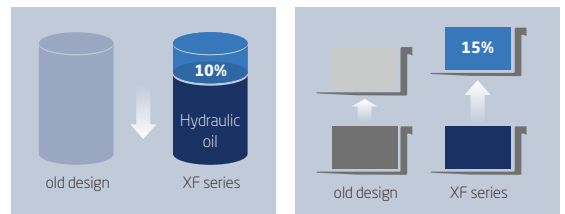
Thanks to the series technological innovations, the efficiency of the truck is improved, the energy consumption is reduced.



*By optimizing transmission design, the power train provides higher efficiency, and the Max. driving speed is increased **20%***



The new efficiency LED lighting system and new type reflector reduce energy consumption, improve illumination performance and prolong working life.



The new patent dynamic load sensing hydraulic steering system contributes to reduce loss of hydraulic, improve energy consumption and increase 15% lifting speed.



Reliability

By focusing on enhancing reliability, reducing downtime, the XF series is able to make the greater productivity for customer.



The new stamped air cleaner featuring tangential intake, double seal with safety filter is durable, corrosion-free and vibration-resistant, provides better filter efficiency and lower intake resistance than the previous.



Brake oil and steering oil are separated, non-interference in each other, using dynamic load sensing steering system, more energy efficient.



Easy Maintenance



Careful design facilitates inspection and servicing. Easy maintenance reduces the amount of downtime and helps to reduce cost also.

The location of the air-filter is easy to reach, and it's very easy to replace the filter.

All the locations of the engine oil level dipstick, filter of hydraulic, water separator are easy to reach, and very easy for engineer to check.


There's gas spring support for the front cover of radiator, and it can auto-open when the rear cover of radiator is opened.

The patent plated-fin type aluminum radiator is applied, the heat exchanging is approved, and improves the capability for operation in severe environments.



There're four levels shock absorption applied to reduced the vibration from the road to the driver. The damping pad is applied reduce the vibration, Like between the steering axle and the chassis, The engine, torque converter and the chassis, the overhead guard and the chassis. And the suspension seat is another vibration reduction.

High strength chassis, mast and front/rear axle are to make sure the reliability of the truck, even for high strength application.



All the controllers, relays, and safety fuses are allocated in the controller box, free to water and dust. The main electronic components are waterproof, which is capable operator in severe environment. And the famous brand air-filter is also applied in the truck.

Safety

A wide range of technologies are applied to ensure absolute safety for both the operator and those in the surrounding.



There's an energy accumulator applied in the braking system, which means when the engine is shut down, it can also provide more than 4 times emergency brake.



The locking device of the engine hood damper and parking brake help add to safety.



1. The OPS system incorporates lifting/tilting and traveling locking function. When the operator leaves the seat, the system automatically locks lifting/tilting and disables traveling to ensure safety.
2. A throttling device is adopted to avoid the mast being out of control even some pipes are broken.

Standards

| Transmission | Steering | Chassis | Control | Hydraulic |
|---|--|---|--|--|
| <ul style="list-style-type: none"> / Suspension transmission / Oil filter / Dipstick / Oil cooler / Non-asbestos brake / ZF transmission / Wet brake | <ul style="list-style-type: none"> / Full hydraulic power steering / Smaller diameter steering wheel / Adjuster of steering wheel | <ul style="list-style-type: none"> / Skidproof pedal / Rubber pedal / Engine hood spring | <ul style="list-style-type: none"> / Power steering / Suspension pedal / Integrated combination switch / Parking brake | <ul style="list-style-type: none"> / Dynamic load sensing control valve / Hydraulic oil filter / Tilt cylinder self-lock valve / Hydraulic oil dipstick / Accumulator |

| Truck | Power | Electronics | Mast | |
|--|---|---|--|--|
| <ul style="list-style-type: none"> / Traction device / Hand grip / Standard seat / Standard overhead guard / Waterproof cover on the guard / Back view mirror / Pneumatic tyres | <ul style="list-style-type: none"> / Big capacity aluminum radiator / Whirlwind air cleaner / Safety filter / High-efficient intake muffler / High-efficient exhaust muffler / Middle-positioned exhaust system | <ul style="list-style-type: none"> / High-efficient front lights / High-efficient LED rear lights / Service-free start battery / Combination controller / LCD display / Neutral switch / Hour meter / Fuel gauge / Water temperature gauge | <ul style="list-style-type: none"> / Pre-heat indicator / Charging indicator / Engine fuel pressure warning / Oil temperature / Horn / Reversing buzzer / Air-filter with jam sensor / Emergency power off | <ul style="list-style-type: none"> / Standard wide view duplex mast / Standard forks / Standard fork carriage / Standard load back rest / Mast speed limiting valve / Load safety valve / Mast down buffer device / Mast up buffer device / Side roller |

Options

| Truck | Power | Hydraulic | Electronics | Mast |
|---|---|---|---|--|
| <ul style="list-style-type: none"> / Full cabin / Cabin heater / Front window / Solid Pneumatic Tire / Non-mark tyre(white/green) / Suspension seat / Fire extinguisher / Special color / Boot for tilt cylinder / Counter weight net / OPS system | <ul style="list-style-type: none"> / Air pre-cleaner / Radiator screen / Fan protector | <ul style="list-style-type: none"> / Auxiliary hydraulic valve / Electro-hydraulic / Proportional control system | <ul style="list-style-type: none"> / Front working light / Rear working light | <ul style="list-style-type: none"> / Duplex wide view free-lift mast / Triplex wide view free-lift mast / Special forks / Wider fork carriage / Widerload back rest |

Optional Attachments

- / Paper roll clamp
- / Rotating bale clamp
- / Load stabilizer
- / Multi-drum clamp
- / Bale clamp
- / Drum clamp
- / Dumping clamp
- / Crane arm
- / String Pole
- / Sideshifter
- / Rotating forks
- / Fork extensioner
- / Load release device
- / Carton clamp
- / Push-pull device
- / Bucket
- / Hook
- / Lengthened fork



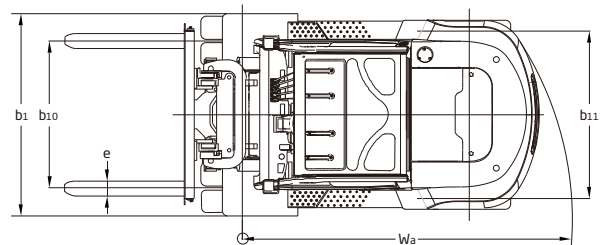

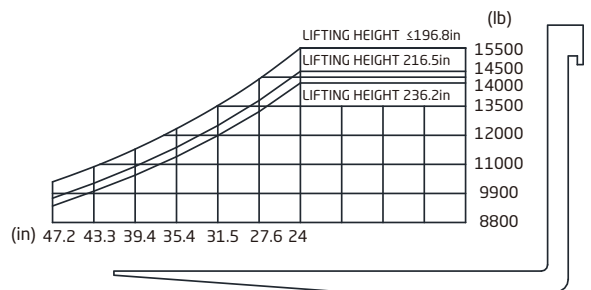
XF series 11,000~15,500 lb forklift specification :

| | | HANGCHA GROUP CO.,LTD. | | | | | | | |
|---------------------|------------|---|---|---------------------|-----------------|---------------------|-----------------|---------------------|------------|
| | | FD50G | FP50 | FD60G | FP60 | FD70G | FP70 | | |
| Distinguishing mark | 1.1 | Manufacturer | | | | | | | |
| | | HCFA Model | FD50G | FP50 | FD60G | FP60 | FD70G | FP70 | |
| | 1.2 | Manufacturer's type designation | CPCD50-XW65G | CPYD50-XW24 | CPCD60-XW65G | CPYD60-XW24 | CPCD70-XW65G | CPYD70-XW24 | |
| | 1.3 | Drive: electric (battery or mains), diesel, petrol, fuel gas | Diesel | LPG | Diesel | LPG | Diesel | LPG | |
| | 1.4 | Operator type: hand, pedestrian, standing, seated, order-picker | Seated | Seated | Seated | Seated | Seated | Seated | |
| | 1.5 | Rated capacity/rated load | Q (lb) | 11000 | 11000 | 13500 | 13500 | 15500 | 15500 |
| | 1.6 | Load centre distance | c(in) | 24 | 24 | 24 | 24 | 24 | |
| | 1.8 | Load distance, centre of drive axle to fork | x(in) | 23.5 | 23.5 | 23.5 | 23.5 | 23.8 | 23.8 |
| | 1.9 | Wheelbase | y(in) | 90.5 | 90.5 | 90.5 | 90.5 | 90.5 | 90.5 |
| Weight | 2.1 | Service weight | lb | 17630 | 17630 | 18800 | 18800 | 20600 | 20600 |
| | 2.2 | Axle loading, laden front/rear | lb | 24890/3770 | 24890/3770 | 28190/3830 | 28190/3830 | 32230/3700 | 32230/3700 |
| | 2.3 | Axle loading, unladen front/rear | lb | 8530/9100 | 8530/9100 | 8260/10530 | 8260/10530 | 8150/12340 | 8150/12340 |
| Tyres, chassis | 3.1 | Tyres: solid rubber, superelastic, pneumatic, polyurethane | Pneumatic | Pneumatic | Pneumatic | Pneumatic | Pneumatic | Pneumatic | |
| | 3.2 | Tyre size, front | 8.25-15-14PR | 8.25-15-14PR | 8.25-15-14PR | 8.25-15-14PR | 8.25-15-14PR | 8.25-15-14PR | |
| | 3.3 | Tyre size, rear | 8.25-15-14PR | 8.25-15-14PR | 8.25-15-14PR | 8.25-15-14PR | 8.25-15-14PR | 8.25-15-14PR | |
| | 3.5 | Wheels, number front rear (x = driven wheels) | 4x/2 | 4x/2 | 4x/2 | 4x/2 | 4x/2 | 4x/2 | |
| | 3.6 | Tread, front | b ₁₀ (in) | 58.6 | 58.6 | 58.6 | 58.6 | 58.6 | 58.6 |
| | 3.7 | Tread, rear | b ₁₁ (in) | 66.9 | 66.9 | 66.9 | 66.9 | 66.9 | 66.9 |
| | Dimensions | 4.1 | Tilt of mast/fork carriage forward/backward | α/β(°) | 6/12 | 6/12 | 6/12 | 6/12 | 6/12 |
| 4.2 | | Height, mast lowered | h ₁ (in) | 98.4 | 98.4 | 98.4 | 98.4 | 98.4 | 98.4 |
| 4.3 | | Free lift | h ₂ (in) | 6.3 | 6.3 | 6.3 | 6.3 | 6.3 | 6.5 |
| 4.4 | | Lift | h ₃ (in) | 118 | 118 | 118 | 118 | 118 | 118 |
| 4.5 | | Height, mast extended | h ₄ (in) | 174 | 173.5 | 174 | 173.5 | 174 | 173.5 |
| 4.7 | | Height of overhead guard | h ₆ (in) | 95.7 | 95.7 | 95.7 | 95.7 | 95.7 | 95.7 |
| 4.8 | | Seat height | h ₇ (in) | 53 | 53 | 53 | 53 | 53 | 53 |
| 4.1.2 | | Coupling height | h ₁₀ (in) | 17 | 17 | 17 | 17 | 17 | 17 |
| 4.19 | | Overall length | l ₁ (in) | 185 | 185 | 186 | 186 | 189 | 189 |
| 4.20 | | Length to face of forks | l ₂ (in) | 138 | 138 | 139 | 139 | 142 | 142 |
| 4.21 | | Overall width | b ₁ (in) | 78.5 | 80.7 | 78.5 | 80.7 | 78.5 | 80.7 |
| 4.22 | | Fork dimensions | s/e/l (in) | 2.4x5.9x47.2 | 2.4x5.9x47.2 | 2.4x5.9x48 | 2.4x5.9x48 | 2.6x5.9x48 | 2.6x5.9x48 |
| 4.23 | | Fork carriage DIN 15173, class/type A, B | | IV A | IV A | IV A | IV A | IV A | IV A |
| 4.24 | | Fork-carriage width | b ₃ (in) | 67 | 67 | 67 | 67 | 67 | 67 |
| 4.31 | | Ground clearance, laden, mast | m ₁ (in) | 7.5 | 7.5 | 7.5 | 7.5 | 7.5 | 7.5 |
| 4.32 | | Ground clearance, centre of wheelbase | m ₂ (in) | 10.6 | 10.6 | 10.6 | 10.6 | 10.6 | 10.6 |
| 4.34.1 | | Aisle width for pallets 39.4"x47.3" crossways | A _{st} (in) | 198 | 198 | 200 | 200 | 203 | 203 |
| 4.34.2 | | Aisle width for pallets 31.5"x47.3" lengthways | A _{st} (in) | 206 | 206 | 208 | 208 | 211 | 211 |
| 4.35 | | Turning radius | W _a (in) | 127 | 127 | 129 | 129 | 132 | 132 |
| 4.36 | | Internal turning radius | b ₁₃ (in) | 48 | 48 | 48 | 48 | 48 | 48 |
| Performance data | 5.1 | Travel speed, laden/unladen | mph | 14.9/17.6 | 18.5/19.2 | 14.3/17.6 | 17.5/19.2 | 13.7/17.6 | 16.8/19.2 |
| | 5.2 | Lift speed, laden/unladen | ft/min | 80.7/88.6 | 85/91 | 80.7/88.6 | 85/91 | 70.9/78.7 | 75.2/85 |
| | 5.3 | Lowering speed, laden/unladen | ft/min | 94.5/82.7 | 95/83 | 94.5/82.7 | 95/83 | 94.5/82.7 | 95/83 |
| | 5.5 | Drawbar pull,laden/unladen | ibf | 14370/5710 | 14380/6110 | 14450/6000 | 14380/6310 | 14610/6180 | 14380/6510 |
| | 5.7 | Gradeability, laden/unladen | % | 48/20 | 58/20 | 43/20 | 50/20 | 36/20 | 44/20 |
| | 5.10 | Service brake | | Wet brake | Hydraulic | Wet brake | Hydraulic | Wet brake | Hydraulic |
| Combustion-engine | 7.1 | Engine manufacturer/type | Deutz TCD3.6 L4 | PSI 4.3L(certified) | Deutz TCD3.6 L4 | PSI 4.3L(certified) | Deutz TCD3.6 L4 | PSI 4.3L(certified) | |
| | | Emission standard | Tier 4 Final | EPA Tier2 | Tier 4 Final | EPA Tier2 | Tier 4 Final | EPA Tier2 | |
| | 7.2 | Engine power according to DIN ISO 1585 | HP | 74 | 103 | 74 | 103 | 74 | 103 |
| | 7.3 | Rated speed | r/min | 2200 | 2300 | 2200 | 2300 | 2200 | 2300 |
| | 7.4 | No. of cylinders/displacement | (-) / (in ³) | 4/220 | 6/263 | 4/220 | 6/263 | 4/220 | 6/263 |
| Addition data | 10.1 | Operating pressure for attachments | bar | 195 | 195 | 195 | 195 | 195 | 195 |
| | 10.2 | Oil volume for attachments | l/min | 120 | 120 | 120 | 120 | 120 | 120 |
| | 10.8 | Towing coupling,type DIN 15170 | | Pin | Pin | Pin | Pin | Pin | Pin |

11,000~15,500 lb XF series mast: (pneumatic)

| Type | Model | Max. fork height | Overall height | | | Free lift | | Load distance, centre of drive axle to fork | Tilt range | Capacity | | |
|--------------------------------|------------|------------------|----------------|------------------|---------------|------------------|---------------|---|------------|------------------------|-------|-------|
| | | | Lowered | Extended | | Without backrest | With backrest | | | Load capacity at 24 in | | |
| | | | | Without backrest | With backrest | | | | | Double tire | | |
| | | | in | in | in | in | in | | | in | in | (°) |
| Wide view mast | X50/70M330 | 129.9 | 104.3 | 169.1/175.9 | 185.3 | 6.3 | 6.3 | 23.5/23.8 | 6/12 | 11000 | 13500 | 15500 |
| | X50/70M360 | 141.7 | 110.2 | 180.9/187.7 | 197.1 | 6.3 | 6.3 | 23.5/23.8 | 6/12 | 11000 | 13500 | 15500 |
| | X50/70M400 | 157.5 | 118.1 | 196.7/203.4 | 213 | 6.3 | 6.3 | 23.5/23.8 | 6/12 | 11000 | 13500 | 15500 |
| | X50/70M450 | 177.1 | 130 | 216.5/223.1 | 232.6 | 6.3 | 6.3 | 23.5/23.8 | 6/6 | 11000 | 13500 | 15500 |
| | X50/70M500 | 196.9 | 139.8 | 236.2/242.8 | 252.2 | 6.3 | 6.3 | 23.5/23.8 | 6/6 | 11000 | 13500 | 15500 |
| | X50/70M550 | 216.5 | 151.6 | 257.9/262.5 | 272 | 6.3 | 6.3 | 23.5/23.8 | 3/6 | 10400 | 12500 | 14500 |
| | X50/70M600 | 236.2 | 161.4 | 277.5/282.1 | 291.6 | 6.3 | 6.3 | 23.5/23.8 | 3/6 | 9800 | 11900 | 14100 |
| Wide view mast duplex mast | X50/70U300 | 118.1 | 96.5 | 155.7/162 | 162.9 | 58.9/52.6 | 51.7 | 24.5/25 | 6/12 | 11000 | 13500 | 15500 |
| | X50/70U330 | 130 | 102.4 | 167.5/173.8 | 174.7 | 64.8/58.5 | 57.6 | 24.5/25 | 6/12 | 11000 | 13500 | 15500 |
| | X50/70U360 | 141.7 | 108.3 | 179.3/185.6 | 186.5 | 70.7/64.4 | 63.5 | 24.5/25 | 6/12 | 11000 | 13500 | 15500 |
| | X50/70U400 | 157.5 | 116.1 | 195.1/201.4 | 202.2 | 78.5/72.2 | 71.4 | 24.5/25 | 6/12 | 11000 | 13500 | 15500 |
| Wide view mast triplex mast | X50/70N450 | 177.2 | 107.3 | 225.8 | 232.6 | 59 | 52.3 | 26.3/26.5 | 6/6 | 9900 | 12300 | 14000 |
| | X50/70N480 | 189 | 111.2 | 237.6 | 244.4 | 63 | 56.2 | 26.3/26.5 | 6/6 | 9901 | 12300 | 13800 |
| | X50/70N500 | 196.9 | 113.2 | 244.6 | 252.2 | 65.8 | 58.2 | 26.3/26.5 | 6/6 | 9902 | 12100 | 13800 |
| | X50/70N550 | 216.5 | 121.1 | 267.1 | 272 | 70.9 | 66.1 | 26.3/26.5 | 3/6 | 9200 | 11400 | 6100 |
| | X50/70N600 | 236.2 | 127 | 284.8 | 291.6 | 78.7 | 72 | 26.3/26.5 | 3/6 | 8800 | 11000 | 12100 |

With sideshifter minus 1102lbs, with integral sideshifter minus 882lbs.







HC FORKLIFT AMERICA CORPORATION

Company address:
10405-A Granite Street Charlotte,
NC 28273

Toll Free: 888-652-8395
Phone: 980-888-8335
Fax: 980-888-8336

america@hcforklift.com
www.hcforkliftamerica.com



Follow us on
Facebook



Follow us on
YouTube



Follow us on
WeChat



Download "Hangcha
Forklift" App

HANGCHA GROUP CO., LTD. reserves the right to make any changes without notice concerning colors, equipment, or specifications detailed in this brochure, or to discontinue individual models. The colors of trucks, delivered may differ slightly from those in brochures.